

DROP&GO TECHNOLOGY

Bindomatic® 9000 System

Spend only 3 seconds at the machine to bind 10 documents



DROP&GO TECHNOLOGY DRAMATICALLY IMPROVES YOUR WORKFLOW

We've redefined document binding efficiency with the new Bindomatic® 9000 System. Designed with the high-end user in mind, the 9000 boasts the capacity to process and thermally bind a document every two seconds — that's 240 times faster than punch & bind methods and 180 times faster than tape binding.

What truly sets it apart from all others is its Drop&Go Technology. Up to 60 documents can be loaded into the machine at one time, freeing the operator to work in parallel, while simultaneously binding the documents. You simply Drop&Go!

Thanks to its intuitive simplicity, ease of use, and binding speed, the new 9000 System is the ideal binding solution for office/corporate walk-up print stations, as well as volume demanding CRD or commercial print environments.

9000 SYSTEM DETAILS

DOCUMENT SIZE

A4 — portrait bound orientation

DOCUMENT SPINE WIDTH

from 1.5 to 15 mm

SYSTEM CAPACITY

From 1 to 150 sheets of 80 gsm paper.

MACHINE DIMENSIONS

L 746 x W 645 x H 435 mm

MACHINE WEIGHT

48 kg

Load up to 60 documents in one go (depending on spine width)

POWER SUPPLY

230V, 50/60Hz



BONUS! Includes additional desktop unit for editing and binding documents that are thicker than 15mm

THE BINDOMATIC® 9000 IS AVAILABLE FOR LEASE.
Contact your Binding Efficiency Expert for details.



BINDOMATIC®
BINDING EFFICIENCY EXPERTS

www.Bindomatic.com

Box 27036, SE-102 51 • Östhammarsgatan 68, SE-115 28 • Stockholm, Sweden

Phone: +46 8 709 58 00 • Fax: +46 8 709 58 02



A. OVERHEAD

Once sheets are placed in the automatic cover size selector, the machine will show the correct cover spine width to use on the display.



Step-by-step, easy to follow instructions are on every Bindomatic® 9000.

Step-by-step, easy to follow instructions are on every Bindomatic® 9000.

B. BACK AND RIGHT SIDE


Smooth panels allow the 9000 to be conveniently placed in a corner to save floor-space.



Recommended height of table for binder is 500mm

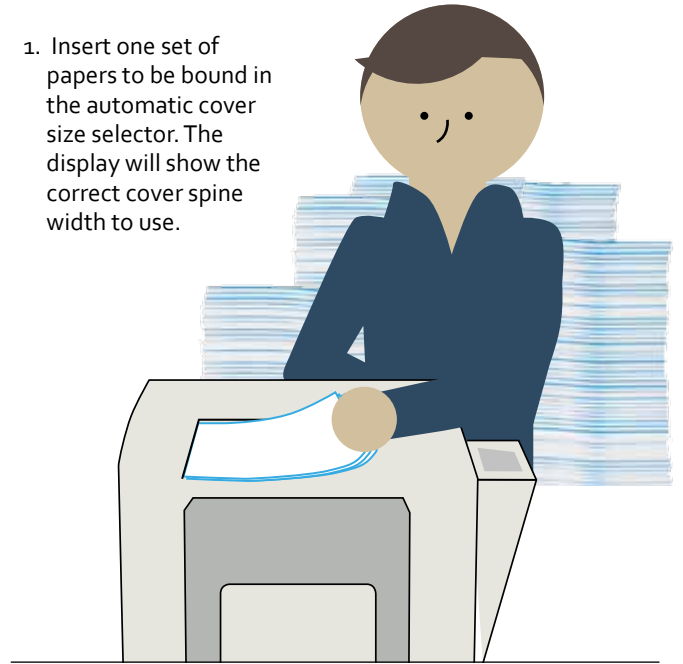
C. FRONT AND LEFT SIDE

Documents are transported through the binder. The fully automated thermal binding process includes heating/cooling of glue and paper jogging/aligning and is completed in 2 minutes.

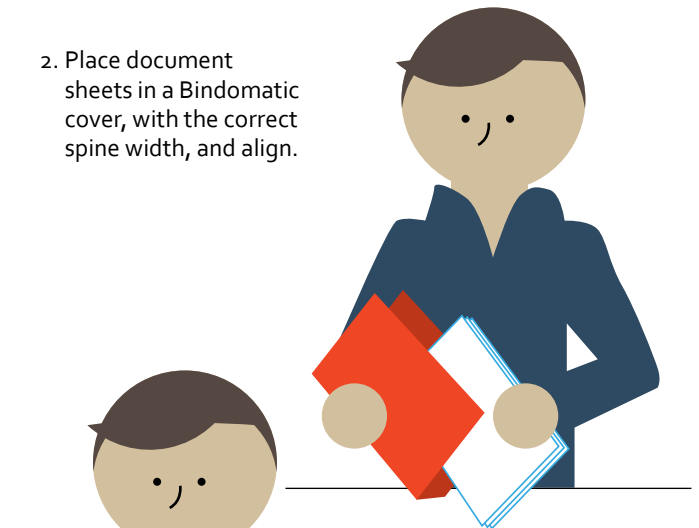


The cooling tray expands to accommodate documents as they emerge; bound and ready to use.


1. Insert one set of papers to be bound in the automatic cover size selector. The display will show the correct cover spine width to use.



2. Place document sheets in a Bindomatic cover, with the correct spine width, and align.



3. **DROP** the ready-to-bind documents into the loading area. Depending on spine width, as many as 60 documents per minute can be inserted.



4. **GO!** The machine will signal when the thermal binding process is complete — approximately 2 minutes. Remove the bound document(s) from the cooling tray.